



MLT SERIES

AGRICULTURE/MULTI-PURPOSE telescopic handler





SUCCESS THROUGH IMAGINATIVE POWER

MANITOU, the world's largest manufacturer of rough terrain forklift trucks, has its roots in a family tradition of innovation and imaginative power. For generations, the Braud family has dedicated themselves to creating innovative products for the lifting and handling markets.

Manufacturing its first truck in 1953, MANITOU is a pioneer in the rough terrain forklift market. By responding to market trends, MANITOU offers a complete line of rough terrain handling equipment adapted to the specific needs and challenges of each industry.

The long history of reliable, relevant equipment has led to more than 300,000 MANITOU rough terrain forklifts operating daily in more than 120 countries. This worldwide presence is backed up by a MANITOU dealer network staffed with trained mechanics and sales specialists to help you with your material handling requirements.

MULTITASKERS



Offering digging, loading and lifting capabilities, the versatile MLT Series Telescopic Handlers from MANITOU will never be idle.

With close ties to agriculture for over 25 years, MANITOU is dedicated to providing a line of telescopic handlers made specifically to handle tough farm projects. The MLT Series Telescopic Handlers deliver what you want in operator comfort, load capacity, visibility and maneuverability. Whether your operation requires compact size, high lift height or high load capacity, the MLT Series has the right machine.

ALL-NEW MLT 625

- Maximum capacity of 5,500 lbs.
- Maximum lift height of 19 feet
- Super compact stature for access to tight areas

MLT 735

- Maximum capacity of 7,500 lbs.
- Maximum lift height of 22'6" for easy loading
- 123 hp Perkins Turbo diesel engine for high performance

MLT 845

- Maximum capacity of 10,000 lbs.
- Maximum lift height of 24'8"
- 123 hp Perkins Turbo diesel engine for high performance



**“Never settle,
get it all”**



The ALL-NEW MLT 625 Telescopic Handler is ideal for working in those tight confines commonly found when feeding animals, handling bales, or loading and unloading materials.

TURBO-DIESEL ENGINE

Tier III emissions-certified turbocharged Kubota diesel engine delivers 75 hp, providing an ideal power to weight ratio resulting in highly efficient fuel consumption.

COMPACT SIZE

At 6'7" tall and less than six feet wide, the MLT 625 Telescopic Handler can access areas inaccessible to other machines.

EXCELLENT CLEARANCE AND TRACTION

With a ground clearance of 15" and standard 18" agricultural profile tires, the MLT 625 Telescopic Handler provides excellent traction and easy travelling over all kinds of terrain.

WHEN SIZE MATTERS

With their low-profile designs and excellent maneuverability, the *MLT 735* and *MLT 845* Telescopic Handlers can easily work in low overhead buildings and garages.

TURBO-DIESEL ENGINES

Tier III emissions-certified turbo Perkins diesel engines deliver 123 hp.

LOW-PROFILE DESIGN

With an overall height of 8'4" on the model MLT 735 and 8'6" on the MLT 845, these units bring lift and reach to confined spaces.

EXCELLENT LIFT CAPACITIES

Take loads of 5,100 lbs. to the top of the MLT 735's lift height and 4,000 lbs. to the top of the MLT 845's lift height.

REACH OUT

Maximum forward reach of 12'9" on the MLT 735 and 15'3" on the MLT 845 makes reaching into stalls and stacking hay easy.



MADE FOR AGRICULTURE

MANITOU understands the hard work and dedication necessary to run a successful farming business. We have engineered the MLT Series Telescopic Handlers to meet the unique demands of these applications.

STRONG BOOM

Increased strength for digging, lifting, reaching and loading at full reach.

LOAD WITH FINESSE

Excellent rotation at the attachment adapter plate makes clearing the bucket easy and provides faster cycle times. Rotation angles of 129° on the model MLT 625, 146° on the model MLT 735 and 142° on the model MLT 845.

CLEAR SIGHT LINES

Low-mounted boom provides panoramic visibility from the cab for easy material handling and increased safety.

SPEED UP

Fast maximum travel speeds get you from job to job faster, saving you precious time. Maximum speeds of 16 mph on the model MLT 625, 20 mph on the model MLT 735 and 21 mph on the model MLT 845.





model 625 cab shown

**“An evolution,
in comfort”**

Comfort has evolved to a whole new level with the MLT Series Telescopic Handlers. The spacious, easy-to-access cab maximizes comfort, increasing productivity and safety.

DIGITAL DISPLAY

The dashboard holds a digital display monitor providing the following information: hour meter, speed, travel direction, and maintenance reminders.

TEMPERATURE CONTROL

Well-positioned heating and air-conditioning vents provide superior comfort during all seasons.

ADJUSTABLE STEERING COLUMN

Steering column provides both tilt and height adjustability for increased operator comfort.

LOW NOISE LEVELS

Soundproofing materials added to the cab reduce sound levels, reducing operator fatigue.

EXCELLENT VISIBILITY

Front, top and rear windshield wipers provide maximum operator visibility, even during inclement weather. The MLT 735 has right-side wipers as well.

GET IN CONTROL



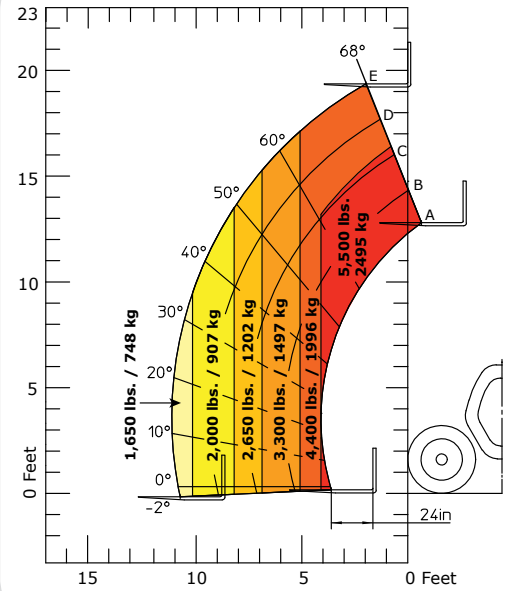
The MANITOU exclusive JSM all-in-one joystick system allows safe, fatigue-free operation. The left hand remains on the steering wheel and the right hand controls all other machine functions.

Label	Function
A	Lower the Boom
B	Tip the Attachment Plate
C	Raise the Boom
D	Tilt the Attachment Plate
E	Forward and Reverse Shift
F	Roller for Attachment Function (100% proportional movement)
G	Roller for Extending and Retracting the Boom (100% proportional movement)

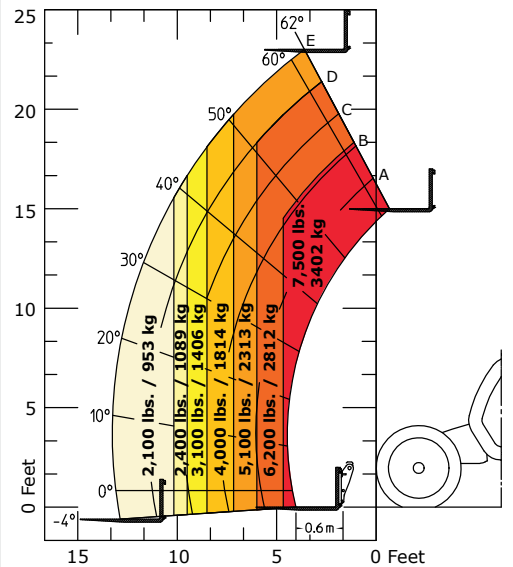
MLT SERIES FEATURES	MLT 625	MLT 735	MLT 845
Enclosed Cab with Air Conditioning	●	●	●
Hydraulic Power Steering	●	●	●
Three Steering Modes	●	●	●
Full-Time 4-Wheel Drive	●	●	●
Limited Slip Front Axle	●	●	●
Outer Planetary Hubs	●	●	●
Hydraulic Oil Cooler	●	●	●
Auto-Cleaning Reversible Fan	●	○	○
Adjustable Seat	●	●	●
Full Instrumentation	●	●	●
Road Lights	●	●	●
Horn & Backup Alarm	●	●	●
Inboard Wet Disc Brakes	●	●	●
Parking Brake	●	●	●
Quick-Fit Tool System	●	●	●
Automatic Attachment Leveling	●	●	●
Hydraulic Holding Valves	●	●	●
Left & Right Side Mirrors	●	●	●
Front, Rear & Roof Wipers	●	●	●
Front & Rear Work Lights	●	●	●
Hood Screen Trash Shroud	●	●	●
Neutral Start Switch	●	●	●
Tow Pin	●	●	●

● Standard ○ Optional

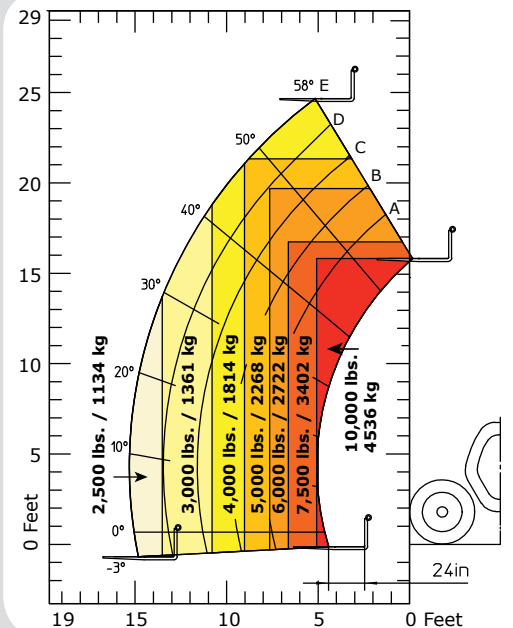
MLT 625



MLT 735



MLT 845

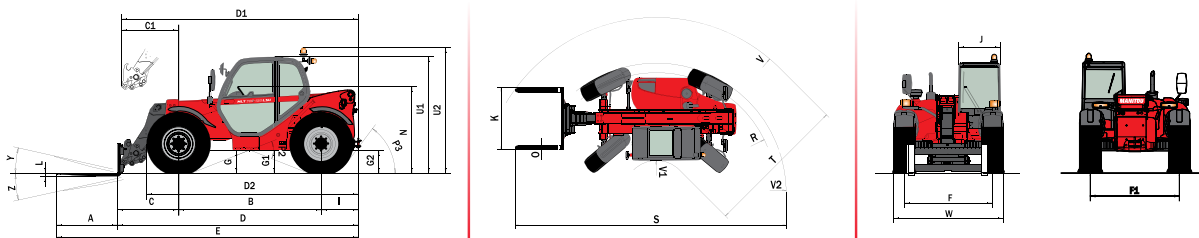


MLT SERIES TELESCOPIC HANDLERS SPECIFICATIONS & DIAGRAMS

		MLT 625	MLT 735	MLT 845	MLT 625	MLT 735	MLT 845	
	LIFT CAPACITY	Maximum Lift Capacity – 24" Load Center (kg)	5500 lbs. (2495)	7500 lbs. (3402)	10,000 lbs. (4536)	A 48" (1200)	48" (1200)	
		Capacity at Maximum Reach (kg)	1650 lbs. (748)	2100 lbs. (953)	2500 lbs. (1134)	B 90" (2300)	111" (2810)	109" (2770)
		Breakout Force on Bucket Teeth – Tilting Ram ¹ (kN)	9453 lbf. (42)	12,477 lbf. (55.5)	14,950 lbf. (66.5)	C 39" (991)	47" (1191.4)	55" (1409)
	LIFT HEIGHT	Maximum Lift Height (mm)	19'3" (5867)	22'6" (6858)	24'8" (7518)	C1 36" (928)	51" (1287)	58.5" (1487)
		Maximum Forward Reach (mm)	11'1" (3378)	12'9" (3886)	15'3" (4648)	D 153" (3894)	189" (4790.4)	206" (5229)
		Cycle Times – Unloaded / Loaded				D1 151" (3831)	192" (4886)	209" (5307)
		Lifting	7.2 / 7.5 sec.	6.7 / 7.3 sec.	9.5 / 10.4 sec.	D2 133" (3393)	164" (4165)	173.6" (4410)
		Lowering	4.9 / 5.0 sec.	4.8 / 4.6 sec.	6.1 / 5.6 sec.	E 200" (5094)	236" (5990.4)	253" (6429)
		Boom Extension	5.2 / 5.3 sec.	7.1 / 7.3 sec.	9.7 / 10.1 sec.	F 59" (1500)	76" (1935)	76.7" (1950)
		Boom Retraction	3.7 / 3.8 sec.	5.7 / 5.5 sec.	7.8 / 7.9 sec.	F1 59" (1500)	76" (1935)	76.7" (1950)
	ENGINE	Type	Kubota V3307-DI-T-E3B	Perkins Diesel 1104D-44 Turbo	Perkins Diesel 1104D-44 Turbo	G 15" (378)	18" (450)	18" (455)
		Power (kW)	75 hp (55.4)	123 hp (91.7)	123 hp (91.7)	G1 NA	17" (435)	17.7" (450)
		Displacement (cm ³)	4 cyl. 201 cu.in. (3294)	4 cyl. 268 cu.in. (4392)	4 cyl. 268 cu.in. (4392)	G2 NA	17" (435)	18" (455)
		Maximum Torque @ 1400 rpm (Nm)	196 ft.lbs. (266)	320 ft.lbs. (434)	320 ft.lbs. (434)	I 24" (603)	31" (789)	41.3" (1050)
		Injection / Cooling	Direct / Water	Direct / Water	Direct / Water	J 31" (797)	39" (980)	37.4" (950)
	TRANSMISSION	Type	Hydrostatic	Torque Convertor	Torque Convertor	K 40" (1015)	50" (1260)	49.6" (1260)
		Electro-Hydraulic Reversing Shift Speeds Forward / Reverse	2 / 2	4 / 4	4 / 4	L 1.75" (45)	1.75" (45)	2" (50)
		Maximum Travel Speed (km/hr)	16 mph (25.7)	20 mph (32.2)	21 mph (33.8)	N 55" (1398)	67.5" (1715)	73" / 75" (1865/1915)
	HYDRAULICS	Pump Type	Gear Pump	electronically reg. variable displacement piston	electronically reg. variable displacement piston	O 5" (125)	5" (125)	5" (125)
		Pressure (bar)	3408 psi (235)	3900 psi (269)	3916 psi (270)	P2 45°	38°	43.5°
		Flow Rate (L/min.)	24 gpm (91)	40 gpm (151)	40 gpm (151)	P3 65°	53°	40°
	CAPACITIES	Hydraulic Oil (L)	30.4 gal. (115)	33 gal. (125)	34.6 gal. (131)	R 119" (3033)	145" (3685)	155" (3930)
		Fuel Tank (L)	16.6 gal. (63)	31.5 gal. (119)	35.6 gal. (135)	S 257" (6531)	304" (7714.9)	321" (8159)
		Cooling System (L)	3.2 gal. (12)	4.9 gal. (18.5)	5.7 gal. (21.6)	T 137" (3475)	141" (3575)	145.7" (3703)
	SPECIFICATIONS	Weight – with Forks (kg)	10,850 lbs. (4921)	14,640 lbs. (6641)	19,440 lbs. (8818)	U1 78.7" (2000)	91" (2295)	102" (2580)
		Turning Radius – Outside Wheels (mm)	10'6" (3190)	12'8" (3861)	13'8" (4166)	U2 85" (2167)	100" (2545)	109" (2760)
		Overall Height (mm)	6'7" (2000)	7'7" (2311)	8'6" (2580)	V 167" (4240)	192" (4885)	204" (5173)
		Overall Width (mm)	5'11" (1819)	7'11" (2420)	7'11" (2420)	V1 30" (765)	52" (1310)	58" (1470)
		Overall Length – Outside Wheel (mm)	12'7" (3831)	15'7" (4750)	17'5" (5307)	V2 126" (3190)	154" (3918.5)	164" (4166)
		Ground Clearance (mm)	15" (378)	18" (455)	18" (455)	W 71" (1819)	95" (2420)	95" (2420)
		Carriage Rotation	129°	146°	142°	Y 12°	12.5°	12°
		Maximum Drawbar Pull (kN)	5924 lbf. (26)	18,428 lbf. (82)	23,279 lbf. (103.5)	Z 117°	133.7°	130°
			TIRES	12.0-18 12 PR	460/70-24 XMCL	460/70-24 XMCL	(mm)	



DIMENSIONS REFERENCE DIAGRAMS (MLT 735 shown)



This publication in no way constitutes an offer and the company reserves the right to alter specification without notice.



MANITOU AMERICAS • PO Box 179 • West Bend, WI 53095
Tel: 262-334-9461 • Fax: 262-338-7517 • www.manitou.com